

Notes

Bailey Partnership is the trading name of Bailey Partnership (Consultants) LLP, a limited liability partnership registered in England and Wales No. OC420278.

This drawing is copyright and owned by Bailey Partnership (Consultants) LLP, and is for use on this project and site only unless contractually stated otherwise.

DO NOT SCALE from this drawing (printed or electronic versions). Contractors must check all dimensions from site.

All other design team elements, where indicated, have been imported from the consultant's drawings and reference should be made to the individual consultant's drawings for exact setting out, size and type of component.

Discrepancies and / or ambiguities within this drawing, between it and information given elsewhere, must be reported immediately to the architect for clarification before proceeding.

All works are to be carried out in accordance with the latest British Standards and Codes of Practice unless specifically directed otherwise in the specification.

Responsibility for the reproduction of this drawing in paper form, or if issued in electronic format, lies with the recipient to check that all information has been replicated in full and is correct when compared to the original paper or electronic image. Graphical representations of equipment on this drawing have been co-ordinated, but are approximations only. Please refer to the Specifications and / or details for actual sizes and / or specific contractor construction information.

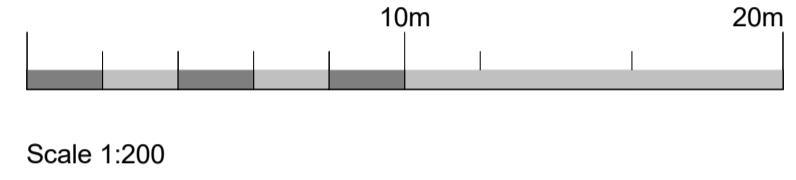
Ordnance Survey Paper Map Copying License number: 4006119

This original document is issued for the purpose indicated below and contains information of confidential nature. Further copies and circulation will be strictly in accordance with the confidentiality agreement under the contract.

© Bailey Partnership (Consultants) LLP. This document is issued for the party which commissioned it and for specific purposes connected with the captioned project only. It should not be relied upon by any other party or used for any other purposes. We accept no responsibility for the consequences of this document being relied upon by any other party, or being used for any other purpose, or containing any error or omission which is due to an error or omission in data supplied to us by others.

SAFETY, HEALTH AND ENVIRONMENTAL INFORMATION
Refer to the relevant Construction (Design and Management) documentation where applicable.

It is assumed that all works on this drawing will be carried out by a competent contractor, working where appropriate to an approved method statement.



| Rev | Description | / By / | Chk'd / | App'd | Date |
|-----|--|----------|---------|-------|----------|
| P05 | Pre Application Issue | KC/PE/PE | | | 10/03/21 |
| P04 | General Update to Draft Planning Package | KC/PE/PE | | | 07/12/20 |
| P03 | General Graphic Update | KC/PE/PE | | | 26/11/20 |
| P02 | WIP - Draft Planning Package | KC/PE/PE | | | 19/10/20 |
| P01 | Initial Issue | KC/PE/PE | | | 09/10/20 |



Client
West Devon Borough Council

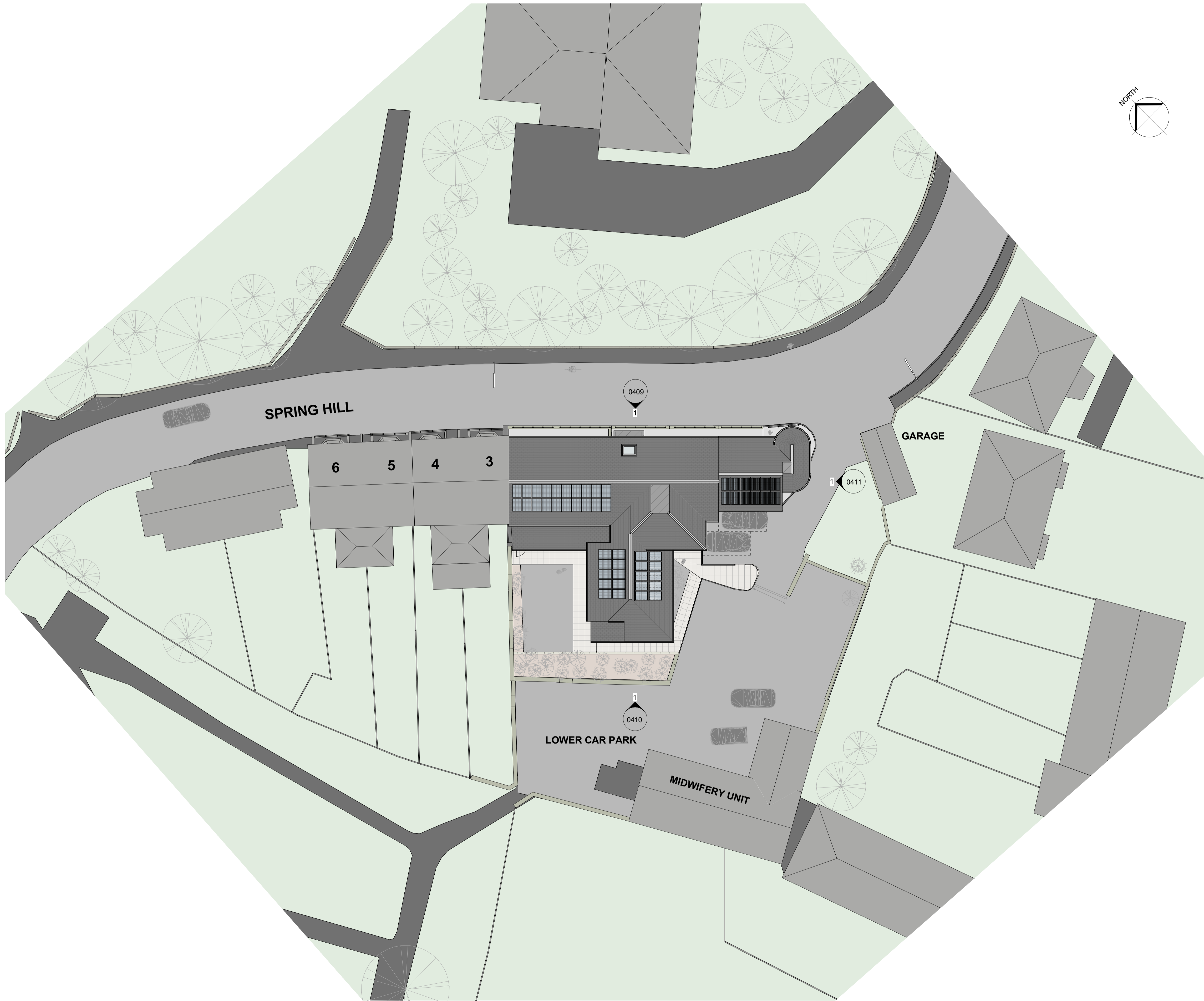
Project
Spring Hill Tavistock

Drawing Title
Site Plan as Existing

| | | |
|--|-------------------------|------------------------|
| Purpose of Issue For Information | | Status S2 |
| Project No. 31470 | Scale 1 : 200 | Date June 20 |
| Revision P05 | Drawn KC | Checked PE |
| | | Approved PE |

A1 Drawing Identifier
Project Origin Zone Level Type Role Class Number
SHT BPC XXGF DR A 0201
www.baileypartnership.co.uk

1 Site Plan - Existing



Notes

Bailey Partnership is the trading name of Bailey Partnership (Consultants) LLP, a limited liability partnership registered in England and Wales No. OC420278.

This drawing is copyright and owned by Bailey Partnership (Consultants) LLP, and is for use on this project and site only unless contractually stated otherwise.

DO NOT SCALE from this drawing (printed or electronic versions). Contractors must check all dimensions from site.

All other design team elements, where indicated, have been imported from the consultant's drawings and reference should be made to the individual consultant's drawings for exact setting out, size and type of component.

Discrepancies and / or ambiguities within this drawing, between it and information given elsewhere, must be reported immediately to the architect for clarification before proceeding.

All works are to be carried out in accordance with the latest British Standards and Codes of Practice unless specifically directed otherwise in the specification.

Responsibility for the reproduction of this drawing in paper form, or if issued in electronic format, lies with the recipient to check that all information has been replicated in full and is correct when compared to the original paper or electronic image. Graphical representations of equipment on this drawing have been co-ordinated, but are approximations only. Please refer to the Specifications and / or details for actual sizes and / or specific contractor construction information.

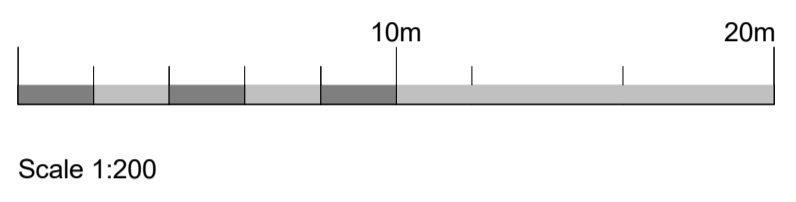
Ordnance Survey Paper Map Copying License number: 4006119

This original document is issued for the purpose indicated below and contains information of confidential nature. Further copies and circulation will be strictly in accordance with the confidentiality agreement under the contract.

© Bailey Partnership (Consultants) LLP. This document is issued for the party which commissioned it and for specific purposes connected with the captioned project only. It should not be relied upon by any other party or used for any other purposes. We accept no responsibility for the consequences of this document being relied upon by any other party, or being used for any other purpose, or containing any error or omission which is due to an error or omission in data supplied to us by others.

SAFETY, HEALTH AND ENVIRONMENTAL INFORMATION
Refer to the relevant Construction (Design and Management) documentation where applicable.

It is assumed that all works on this drawing will be carried out by a competent contractor, working where appropriate to an approved method statement.



| | | | |
|-----|--|----------------------|----------|
| P05 | Pre Application Issue | KC/PE/PE | 10/03/21 |
| P04 | General Update to Draft Planning Package | KC/PE/PE | 07/12/20 |
| P03 | General Graphic Update | KC/PE/PE | 26/11/20 |
| P02 | WIP - Draft Planning Package | KC/PE/PE | 19/10/20 |
| P01 | Initial Issue | KC/PE/PE | 09/10/20 |
| Rev | Description | / By / Chk'd / App'd | Date |



Client
West Devon Borough Council

Project
Spring Hill Tavistock

Drawing Title
Site Plan as Proposed

| | | |
|------------------------|----------------|----------------|
| Purpose of Issue | | Status |
| For Information | | S2 |
| Project No. | Scale | Date |
| 31470 | 1 : 200 | Sept 20 |
| Revision | Drawn | Checked |
| P05 | KC | PE |
| | | Approved |
| | | PE |

A1 Drawing Identifier
Project Origin Zone Level Type Role Class Number
SHT BPC XXXX DR A 0204
www.baileypartnership.co.uk

1 Site Plan - Proposed

Notes

Bailey Partnership is the trading name of Bailey Partnership (Consultants) LLP, a limited liability partnership registered in England and Wales No. OC420278.

This drawing is copyright and owned by Bailey Partnership (Consultants) LLP, and is for use on this project and site only unless contractually stated otherwise.

DO NOT SCALE from this drawing (printed or electronic versions). Contractors must check all dimensions from site.

All other design team elements, where indicated, have been imported from the consultant's drawings and reference should be made to the individual consultant's drawings for exact setting out, size and type of component.

Discrepancies and / or ambiguities within this drawing, between it and information given elsewhere, must be reported immediately to the architect for clarification before proceeding.

All works are to be carried out in accordance with the latest British Standards and Codes of Practice unless specifically directed otherwise in the specification.

Responsibility for the reproduction of this drawing in paper form, or if issued in electronic format, lies with the recipient to check that all information has been replicated in full and is correct when compared to the original paper or electronic image. Graphical representations of equipment on this drawing have been co-ordinated, but are approximations only. Please refer to the Specifications and / or details for actual sizes and / or specific contractor construction information.

Ordnance Survey Paper Map Copying License number: 4006119

This original document is issued for the purpose indicated below and contains information of confidential nature. Further copies and circulation will be strictly in accordance with the confidentiality agreement under the contract.

© Bailey Partnership (Consultants) LLP. This document is issued for the party which commissioned it and for specific purposes connected with the captioned project only. It should not be relied upon by any other party or used for any other purposes. We accept no responsibility for the consequences of this document being relied upon by any other party, or being used for any other purpose, or containing any error or omission which is due to an error or omission in data supplied to us by others.

SAFETY, HEALTH AND ENVIRONMENTAL INFORMATION
Refer to the relevant Construction (Design and Management) documentation where applicable.

It is assumed that all works on this drawing will be carried out by a competent contractor, working where appropriate to an approved method statement.



| | | | |
|-----|--|----------------------|----------|
| P04 | Pre Application Issue | KC/PE/PE | 10/03/21 |
| P03 | General Update to Draft Planning Package | KC/PE/PE | 07/12/20 |
| P02 | General Graphic Update | KC/PE/PE | 26/11/20 |
| P01 | WIP - Draft Planning Package | KC/PE/PE | 19/10/20 |
| Rev | Description | / By / Chk'd / App'd | Date |

1 | Enscape - Section Box - Front



Client
West Devon Borough Council

Project
Spring Hill Tavistock

Drawing Title
Renders - Proposed - Front

| | | |
|------------------------|------------|---------------|
| Purpose of Issue | | Status |
| For Information | | S2 |
| Project No. | Scale | Date |
| 31470 | N/A | Dec 20 |
| Revision | Drawn | Checked |
| P04 | KC | PE |
| | | Approved |
| | | PE |

A1 Drawing Identifier ISO 19650

Project Origin Zone Level Type Role Class Number
SHT BPC XXXX DR A 0911
www.baileypartnership.co.uk



1 | Enscape - Rear - Extension

Notes

Bailey Partnership is the trading name of Bailey Partnership (Consultants) LLP, a limited liability partnership registered in England and Wales No. OC420278.

This drawing is copyright and owned by Bailey Partnership (Consultants) LLP, and is for use on this project and site only unless contractually stated otherwise.

-DO NOT SCALE from this drawing (printed or electronic versions)- Contractors must check all dimensions from site-

All other design team elements, where indicated, have been imported from the consultant's drawings and reference should be made to the individual consultant's drawings for exact setting out, size and type of component.

Discrepancies and / or ambiguities within this drawing, between it and information given elsewhere, must be reported immediately to the architect for clarification before proceeding.

All works are to be carried out in accordance with the latest British Standards and Codes of Practice unless specifically directed otherwise in the specification.

Responsibility for the reproduction of this drawing in paper form, or if issued in electronic format, lies with the recipient to check that all information has been replicated in full and is correct when compared to the original paper or electronic image. Graphical representations of equipment on this drawing have been co-ordinated, but are approximations only. Please refer to the Specifications and / or details for actual sizes and / or specific contractor construction information.

Ordnance Survey Paper Map Copying License number: 40006119

This original document is issued for the purpose indicated below and contains information of confidential nature. Further copies and circulation will be strictly in accordance with the confidentiality agreement under the contract.

© Bailey Partnership (Consultants) LLP. This document is issued for the party which commissioned it and for specific purposes connected with the captioned project only. It should not be relied upon by any other party or used for any other purposes. We accept no responsibility for the consequences of this document being relied upon by any other party, or being used for any other purpose, or containing any error or omission which is due to an error or omission in data supplied to us by others.

SAFETY, HEALTH AND ENVIRONMENTAL INFORMATION
Refer to the relevant Construction (Design and Management) documentation where applicable.

It is assumed that all works on this drawing will be carried out by a competent contractor, working where appropriate to an approved method statement.

| Rev | Description | By / Chk'd / App'd | Date |
|-----|--|--------------------|----------|
| P04 | Pre Application Issue | KC/PE/PE | 10/03/21 |
| P03 | General Update to Draft Planning Package | KC/PE/PE | 07/12/20 |
| P02 | General Graphic Update | KC/PE/PE | 26/11/20 |
| P01 | WIP - Draft Planning Package | KC/PE/PE | 19/10/20 |



Client
West Devon Borough Council

Project
Spring Hill Tavistock

Drawing Title
Renders - Proposed - Rear Extension

| Purpose of Issue | | Status |
|------------------------|------------|-----------------|
| For Information | | S2 |
| Project No. | Scale | Date |
| 31470 | N/A | 11/20/20 |
| Revision | Drawn | Checked |
| P04 | KC | PE |
| | | Approved |
| | | PE |

A1 Drawing Identifier ISO 19650

Project Origin Zone Level Type Role Class Number
SHT BPC XXXX DR A 0916
www.baileypartnership.co.uk